







- LEGEND**
-  = RAW WASTEWATER
 -  = AERATED WASTEWATER
 -  = CLARIFIER EFFLUENT
 -  = FULLY TREATED EFFLUENT
 -  = SLUDGE LINE
 -  = SEPTAGE FORCEMAIN

WSA WIGHTMAN & ASSOCIATES, INC.
 ENGINEERING ♦ SURVEYING ♦ ARCHITECTURE
 2303 PIPESTONE ROAD BENTON HARBOR, MI 49022
 PHONE: (269) 927-0100 FAX: (269) 927-1300
 WWW.WIGHTMAN-ASSOC.COM

SEPTAGE OPERATING PLAN
EXHIBIT C
OVERALL PLANT LAYOUT